




Department Wise OPD Patient
June 2018 To May 2019

Sr. No	Month Name	Medicine	Surgery	Gyn./Obs	Pedi.	Total
1	Jun/2018	3805	869	830	884	6388
2	Jul/2018	3913	868	813	903	6497
3	Aug/2018	3746	828	768	874	6216
4	Sep/2018	3606	799	750	835	5990
5	Oct/2018	4171	903	845	926	6845
6	Nov/2018	3275	723	680	761	5439
7	Dec/2018	3712	829	771	871	6183
8	Jan/2019	3903	866	810	895	6474
9	Feb/2019	3610	796	748	844	5998
10	Mar/2019	3854	859	813	890	6416
11	Apr/2019	3425	760	703	791	5679
12	May/2019	3882	892	831	920	6525
	Total	44902	9992	9362	10394	74650

Average OPD per day = 74650/365-54

Average OPD per day = 74650/311

= 240.03



PRINCIPAL

Gulabrao Patil Homoeopathic
Medical College & Hospital, Miraj



Department Wise OPD Patient June 2019 To May 2020

Sr. No	Month Name	Medicine	Surgery	Gyn./Obs	Pedi.	Yogo	Total
1	Jun/2019	3645	824	783	863	0	6115
2	Jul/2019	3999	899	853	923	0	6674
3	Aug/2019	3740	858	807	887	0	6292
4	Sep/2019	3633	832	775	858	0	6098
5	Oct/2019	3333	750	716	785	0	5584
6	Nov/2019	3808	857	815	892	0	6372
7	Dec/2019	3744	836	753	842	0	6175
8	Jan/2020	4018	902	800	912	6	6638
9	Feb/2020	3701	832	746	842	4	6125
10	Mar/2020	3665	834	732	836	2	6069
11	Apr/2020	2811	472	516	0	0	3799
12	May/2020	2550	431	480	4	4	3469
	Total	42647	9327	8776	8644	16	69410

Average OPD per day = $69410/365-54$

Average OPD per day = $69410/311$

= 223.18



PRINCIPAL

**Gulabrao Patil Homoeopathic
Medical College & Hospital, Miraj**



Department Wise OPD Patient June 2020 To May 2021

Sr. No	Month Name	Medicine	Surgery	Gyn./Obs	Pedi.	Yogo	Total
1	Jun/2020	3149	611	596	401	4	4761
2	Jul/2020	3811	840	735	860	6	6252
3	Aug/2020	3491	791	693	791	3	5769
4	Sep/2020	3643	802	712	818	2	5977
5	Oct/2020	3841	855	760	873	5	6334
6	Nov/2020	3290	760	666	760	4	5480
7	Dec/2020	3920	897	804	902	4	6527
8	Jan/2021	3618	839	741	846	8	6052
9	Feb/2021	3537	803	720	810	6	5876
10	Mar/2021	4009	910	824	907	4	6654
11	Apr/2021	3405	764	668	792	4	5633
12	May/2021	3039	715	580	727	6	5067
	Total	42753	9587	8499	9487	56	70382

Average OPD per day = 70382/365-54

Average OPD per day = 70382/311

= 226.30



PRINCIPAL

**Gulabrao Patil Homoeopathic
Medical College & Hospital, Miraj**




Department Wise OPD Patient June 2021 To May 2022

Sr. No	Month Name	Medicine	Surgery	Gyn./Obs	Pedi.	Yogo	Total
1	Jun/2021	3736	869	783	866	8	6262
2	Jul/2021	3903	894	797	913	8	6515
3	Aug/2021	3800	871	780	879	7	6337
4	Sep/2021	3789	868	768	893	4	6322
5	Oct/2021	3652	840	747	850	8	6097
6	Nov/2021	3343	782	693	768	10	5596
7	Dec/2021	3832	881	774	892	9	6388
8	Jan/2022	3696	836	745	843	0	6120
9	Feb/2022	3490	812	723	809	0	5834
10	Mar/2022	3946	905	811	924	0	6586
11	Apr/2022	3663	847	744	839	0	6093
12	May/2022	3771	873	774	867	0	6285
	Total	44621	10278	9139	10343	54	74435

Average OPD per day = $74435/365-54$

Average OPD per day = $74435/311$

= 239.34



PRINCIPAL

Gulabrao Patil Homoeopathic
Medical College & Hospital, Miraj



GPMT SCHOOL of
HOMOEOPATHY

Gulabrao Patil Homoeopathic Medical College & Hospital


Department Wise OPD Patient
June 2022 To May 2023

Sr. No	Month Name	Medicine	Surgery	Gyn./Obs	Pedi.	Total
1	Jun/2022	3882	839	741	888	6350
2	Jul/2022	3941	811	721	890	6363
3	Aug/2022	3618	755	673	810	5856
4	Sep/2022	3909	837	744	886	6376
5	Oct/2022	3304	690	608	745	5347
6	Nov/2022	3907	896	817	733	6353
7	Dec/2022	4073	840	756	958	6627
8	Jan/2023	3768	788	706	868	6130
9	Feb/2023	3666	780	699	869	6014
10	Mar/2023	4094	956	868	1023	6941
11	Apr/2023	3832	903	834	968	6537
12	May/2023	4240	1020	942	1077	7279
	Total	46234	10115	9109	10715	76173

Average OPD per day = 76173/365-54

Average OPD per day = 76173/311

= 244.92



PRINCIPAL

**Gulabrao Patil Homoeopathic
Medical College & Hospital, Miraj**

Recognised by Govt. of Maharashtra, Approved by National Commission for Homoeopathy & AYUSH New Delhi,
Affiliated to Maharashtra University of Health Sciences, Nashik.

795, Gulabrao Patil Educational Campus, Near Govt. Milk Dairy, Miraj - 416410
Telephone: 0233-2212147 | E-mail: gphospital@rediffmail.com, gphmc@rediffmail.com



Total IPD Patient

June 2018 To May 2019

Sr. No	Month Name	Medicine	Ped.	Surgery	Gyn./Obs	Total
1	Jun/2018	52	26	52	52	182
2	Jul/2018	52	26	52	52	182
3	Aug/2018	50	25	50	50	175
4	Sep/2018	50	25	48	48	171
5	Oct/2018	56	28	56	56	196
6	Nov/2018	44	22	44	44	154
7	Dec/2018	50	25	50	50	175
8	Jan/2019	52	26	52	52	182
9	Feb/2019	48	24	48	48	168
10	Mar/2019	52	26	54	54	186
11	Apr/2019	50	25	44	43	162
12	May/2019	52	26	52	52	182
	Total	608	304	602	601	2115

June 2018 to May 2019 Per Day Average

Average IPD Per Day = $2115/365$
5.79%



PRINCIPAL

Gulabrao Patil Homoeopathic
Medical College & Hospital, Miraj



Total IPD Patient


June 2019 To May 2020

Sr. No	Month Name	Medicine	Ped.	Surgery	Gyn./Obs	Total
1	Jun/2019	50	25	50	50	175
2	Jul/2019	54	27	54	54	189
3	Aug/2019	52	26	52	52	182
4	Sep/2019	50	25	50	50	175
5	Oct/2019	46	23	42	42	153
6	Nov/2019	52	26	52	52	182
7	Dec/2019	50	25	50	50	175
8	Jan/2020	57	24	54	54	189
9	Feb/2020	51	24	50	50	175
10	Mar/2020	38	0	38	38	114
11	Apr/2020	26	0	13	13	52
12	May/2020	52	0	26	26	104
	Total	578	225	531	531	1865

JAN 2019 to DEC 2019 Per Day Average

Average IPD Per Day = 1865/365

5.10%



PRINCIPAL

**Gulabrao Patil Homoeopathic
Medical College & Hospital, Miraj**



Total IPD Patient


June 2020 To May 2021

Sr. No	Month Name	Medicine	Ped.	Surgery	Gyn./Obs	Total
1	Jun/2020	52	0	26	26	104
2	Jul/2020	54	0	27	27	108
3	Aug/2020	50	0	26	26	102
4	Sep/2020	52	0	26	26	104
5	Oct/2020	55	5	27	39	126
6	Nov/2020	45	23	23	42	133
7	Dec/2020	54	27	47	54	182
8	Jan/2021	50	25	50	50	175
9	Feb/2021	48	24	48	48	168
10	Mar/2021	54	27	54	54	189
11	Apr/2021	46	23	46	46	161
12	May/2021	50	25	50	50	175
	Total	610	179	450	488	1727

June 2020 to May 2021 Per Day Average

Average IPD Per Day = $1727/365$

4.73%



PRINCIPAL

Gulabrao Patil Homoeopathic
Medical College & Hospital, Miraj



Total IPD Patient


June 2021 To May 2022

Sr. No	Month Name	Medicine	Ped.	Surgery	Gyn./Obs	Total
1	Jun/2021	52	26	52	52	182
2	Jul/2021	54	27	54	54	189
3	Aug/2021	52	26	52	52	182
4	Sep/2021	48	24	48	48	168
5	Oct/2021	50	25	50	50	175
6	Nov/2021	44	22	44	44	154
7	Dec/2021	52	26	52	52	182
8	Jan/2022	50	25	50	50	175
9	Feb/2022	48	24	48	48	168
10	Mar/2022	54	27	54	54	189
11	Apr/2022	50	25	50	50	175
12	May/2022	52	26	52	52	182
	Total	606	303	606	606	2121

June 2021 to May 2022 Per Day Average

Average IPD Per Day = $2121/365$

5.81%



PRINCIPAL

Gulabrao Patil Homoeopathic
Medical College & Hospital, Miraj



Total IPD Patient


June 2022 To May 2023

Sr. No	Month Name	Medicine	Ped.	Surgery	Gyn./Obs	Total
1	Jun/2022	52	26	52	52	182
2	Jul/2022	52	26	52	52	182
3	Aug/2022	48	24	48	48	168
4	Sep/2022	52	26	52	52	182
5	Oct/2022	46	23	46	46	161
6	Nov/2022	52	26	52	52	182
7	Dec/2022	54	27	54	54	189
8	Jan/2023	50	25	50	50	175
9	Feb/2023	48	24	48	48	168
10	Mar/2023	50	25	50	50	175
11	Apr/2023	46	23	46	46	161
12	May/2023	52	26	52	52	182
	Total	602	301	602	602	2107

June 2022 to May 2023 Per Day Average

Average IPD Per Day = 2107/365

5.77%



PRINCIPAL

Gulabrao Patil Homoeopathic
Medical College & Hospital, Miraj



IPD Bed Occupancy

June 2018 To May 2019

Sr. No	Month	Medicine	Ped.	Surgery	Gyn./Obs	Total
1	Jun/2018	158	78	134	136	506
2	Jul/2018	136	68	136	136	476
3	Aug/2018	126	63	122	126	437
4	Sep/2018	128	64	124	124	440
5	Oct/2018	128	64	136	118	446
6	Nov/2018	114	57	110	120	401
7	Dec/2018	130	65	130	130	455
8	Jan/2019	157	78	154	154	543
9	Feb/2019	144	71	134	134	483
10	Mar/2019	168	84	162	162	576
11	Apr/2019	144	71	134	129	478
12	May/2019	150	75	158	190	573
	Total	1683	838	1634	1659	5814

Bed Occupancy Total


June 2018 To May 2019 Per Day Average

$$\text{Occupancy Rate} = \frac{\text{Total Number of Pt.given Period} \times 100}{25 \times \text{Number of Periods}}$$

$$= \frac{5814 \times 100}{25 \times 365}$$

$$= \frac{581400}{9125}$$

Occupancy Rate = 63.71%



PRINCIPAL

Gulabrao Patil Homoeopathic
Medical College & Hospital, Miraj



IPD Bed Occupancy


June 2019 To May 2020

Sr. No	Month	Medicine	Ped.	Surgery	Gyn./Obs	Total
1	Jun/2019	155	77	160	160	552
2	Jul/2019	168	84	168	168	588
3	Aug/2019	157	78	152	152	539
4	Sep/2019	152	76	146	146	520
5	Oct/2019	140	70	158	152	520
6	Nov/2019	154	77	156	150	537
7	Dec/2019	148	74	150	148	520
8	Jan/2020	160	80	162	162	564
9	Feb/2020	150	75	150	148	523
10	Mar/2020	159	0	102	104	365
11	Apr/2020	72	0	36	36	144
12	May/2020	158	0	80	80	318
	Total	1773	691	1620	1606	5690

Bed Occupancy Total

June 2019 to May 2020 Per Day Average

$$\begin{aligned} \text{Occupancy Rate} &= \frac{\text{Total Number of Pt. given Period} \times 100}{25 \times \text{Number of Periods}} \\ &= \frac{5690 \times 100}{25 \times 365} \\ &= \frac{569000}{9125} \\ \text{Occupancy Rate} &= 62.35\% \end{aligned}$$



PRINCIPAL

Gulabrao Patil Homoeopathic
Medical College & Hospital, Miraj



IPD Bed Occupancy


June 2020 To May 2021

Sr. No	Month	Medicine	Ped.	Surgery	Gyn./Obs	Total
1	Jun/2020	152	0	76	76	304
2	Jul/2020	162	0	81	81	324
3	Aug/2020	158	0	101	101	360
4	Sep/2020	154	0	77	77	308
5	Oct/2020	159	18	78	101	356
6	Nov/2020	139	69	70	138	416
7	Dec/2020	160	80	137	160	537
8	Jan/2021	150	75	154	154	533
9	Feb/2021	144	72	144	144	504
10	Mar/2021	162	81	150	158	551
11	Apr/2021	136	67	135	135	473
12	May/2021	150	75	152	152	529
	Total	1826	537	1355	1477	5195

Bed Occupancy Total

June 2020 to May 2021 Per Day Average

$$\begin{aligned} \text{Occupancy Rate} &= \frac{\text{Total Number of Pt. given Period} \times 100}{25 \times \text{Number of Periods}} \\ &= \frac{5195 \times 100}{25 \times 365} \\ &= \frac{519500}{9125} \\ \text{Occupancy Rate} &= 56.93\% \end{aligned}$$



PRINCIPAL

Gulabrao Patil Homoeopathic
Medical College & Hospital, Miraj



IPD Bed Occupancy

June 2021 To May 2022

Sr. No	Month	Medicine	Ped.	Surgery	Gyn./Obs	Total
1	Jun/2021	154	77	156	156	543
2	Jul/2021	162	81	162	162	567
3	Aug/2021	156	78	156	156	546
4	Sep/2021	144	72	147	147	510
5	Oct/2021	148	74	154	154	530
6	Nov/2021	124	62	128	128	442
7	Dec/2021	154	77	156	152	539
8	Jan/2022	148	74	152	152	526
9	Feb/2022	144	72	142	142	500
10	Mar/2022	160	80	160	160	560
11	Apr/2022	150	75	150	150	525
12	May/2022	156	78	156	156	546
	Total	1800	900	1819	1815	6334

Bed Occupancy Total


June 2021 to May 2022 Per Day Average

$$\text{Occupancy Rate} = \frac{\text{Total Number of Pt.given Period} \times 100}{25 \times \text{Number of Periods}}$$

$$= \frac{6334 \times 100}{25 \times 365}$$

$$= \frac{633400}{9125}$$

Occupancy Rate = 69.41%



PRINCIPAL

Gulabrao Patil Homoeopathic Medical College & Hospital, Miraj



IPD Bed Occupancy


June 2022 To May 2023

Sr. No	Month	Medicine	Ped.	Surgery	Gyn./Obs	Total
1	Jun/2022	156	78	156	156	546
2	Jul/2022	160	80	160	160	560
3	Aug/2022	144	72	146	146	508
4	Sep/2022	152	76	152	152	532
5	Oct/2022	134	67	133	133	467
6	Nov/2022	154	77	154	154	539
7	Dec/2022	162	81	162	162	567
8	Jan/2023	150	75	150	150	525
9	Feb/2023	144	72	88	88	392
10	Mar/2023	146	73	144	144	507
11	Apr/2023	140	70	140	140	490
12	May/2023	154	77	152	152	535
	Total	1796	898	1737	1737	6168

Bed Occupancy Total

June 2022 to May 2023 Per Day Average

$$\begin{aligned} \text{Occupancy Rate} &= \frac{\text{Total Number of Pt. given Period} \times 100}{25 \times \text{Number of Periods}} \\ &= \frac{6168 \times 100}{25 \times 365} \\ &= \frac{616800}{9125} \\ \text{Occupancy Rate} &= 67.59\% \end{aligned}$$



PRINCIPAL

Gulabrao Patil Homoeopathic
Medical College & Hospital, Miraj

Recognised by Govt. of Maharashtra, Approved by National Commission for Homoeopathy & AYUSH New Delhi,
Affiliated to Maharashtra University of Health Sciences, Nashik.



Criterion No.4

4.2.2

In Gulabrao Patil Homoeopathic Medical College 25 bedded Teaching Hospital. According to MSR all Department OPD facility available along with IPD and operation theatre. 25 Bedded Indoor Facility with well equipment Laboratory, Digital X-Ray, ECG,USG facility available.

Total Bed Strength - 25


Sr.No.	Department	Male Ward	Female Ward	Total
1	Medicine	06	06	12
2	Peadiatrics	-	-	3
3	Surgery	3	2	5
4	OBGY	-	5	5


Outdoor Patients Department

Sr.No.	Department
1	Medicine
2	Peadiatrics
3	Surgery
4	OBGY

Separate Operation Theater available along with minor O.T. included Preparation Room, Dressing Room etc.

Separate Hospital Laboratory with waiting room available.




Principal

**Gulabrao Patil Homoeopathic
Medical College, Miraj**